

SBM 4000 SERIES

Fully Automatic Strapping Machines

Technical Data Sheet SBM 4332



SBM 4332

Fully Automatic Strapping Machines

Highlights - Standard Equipment - Technical Data

Highlights



IP 56 Protection

The machines are in compliance with the state of the art production requirements.



Exceptionally easy operation

Strap tension adjustable with press button (+/-).



Minimum maintenance requirement

Easily accessible



Simple and rapid coil change



Lightweight strap for cost effective strapping

Easy fault clearance

without tools

Standard Equipment

- Adjustable conveyor height
- Swinging out belt conveyor system
- Four castors with brakes
- Closed strap chute system
- Heat seal
- Automatic strap threading device
- Automatic strap end ejection
- Automatic strap loop ejection for cycles without product
- Cycle counter
- Electronic control system with microprocessor + Siemens S7-200 SPS
 - Free memory capacity for peripheral modules
- Emergency push button
- Dispenser, side-mounted on machine frame
- Electrical supply cable, 5 m
- **Operation / Indication**
 - Touch Panel, mounted on dispenser side
 - Graphic display for program selection and strap interspace
 - Error message display
- **Interface**
 - One 24 pole harding connector
 - All output (transmitting) signals potential free
 - Ready signal to feed conveyor
 - General fault signal
 - Input signal, potential free
 - Ready signal from follow-on conveyor
- **Basic photocell** for detecting and positioning the packages

Technical Data

Machines

- Heat weld sealing, preheating time 30 s
- Electrical supply Single phase AC
230 V / 50 Hz, 1PNE and
115 V / 60 Hz, 1PNE
Tolerance -15%/+20%
- Performance at at 225 VAC

	Modus Sleep	Modus Stand-by	Modus Operation
- Watt	50 W	70 W	607 W
- Volt Ampere	53 VA	78 VA	622 VA
- Reactive Power	19 VAR	33 VAR	139 VAR
- Power Factor	PF 0,60	PF 0,88	PF 0,98
- COS Phi	0,64	0,91	0,99
- Ampere	0,28 A	0,38 A	3,0 A
- Conveyor height 720–950 mm
- Machine weight 280 kg
- Colour Green: RAL 6000

Packages

- Min. width / length 100 x 150 mm
- Max. width/height Chute dimension /. 50 mm
- Max. weight 35 kg

Plastic strap (PP)

- Width: 9 mm / embossed Dylastic 940 SBM
- Width: 12 mm / embossed Dylastic 1240 SBM
- Strap thickness 0,40–0,60 mm
- Strap coil, inside/outside Ø 200/430 mm

Polypropylene straps and applications have to correspond with the strap specifications recommended by Signode!

Fully Automatic Strapping Machines

Performance - Options

Performance

Performance:

Depends on chute and package dimensions, conveyor speed, package distances and strap tension

Machines

SBM 4332

For strap width	9/12 mm
Max. cycles	65/min.*
Chute dimensions (w x h)	
- 650 x 500 mm	9/12 mm

Machines

SBM 4332

Strap tension, up to	450 N
Room temperature	5-40°C
Relative humidity of air	10-85%

*Without conveying

Options



Hold down device

Pneumatic hold down device, pressing force up to 450 N, for containing lightweight packages during strapping cycle. Can be mounted at infeed and/or outfeed side of the machine. Compressed air consumption (5 bar): approx. 3,5 l/cycle



Package stops

For the first strapping position.



Fixable feet

With adjustable feet the machine can be securely located

Transport stop

When there are no packages on the infeed side of the machine, the conveyor stops automatically until a new package is on the conveyor.



Strapping in the centre

The packages are – depending of its length – automatically strapped in the centre.



Conveyor extension

The belt conveyor system can be extended on the infeed and outfeed side, by 120/240 mm on each side.



Package height

If strapping height exceeds or remains under the adjusted value, strapping is prevented.

Triple signal lamp:

red, green, orange

Different machine status are optically displayed and every machine fault is indicated by the signal lamp.



First strapping position

For parallel strapping. High operating convenience due to direct access to strapping position by shifting the photocells.



Conveyor height

950–1200 mm

Potential free signals in 24 pin Interface plug

- Strap end
- Strap end pre-warning
- Automatic Mode
- Conveyor signal for infeed and down stream conveyor
- Cycle counter

Second strapping tension

If the package height exceeds the adjusted photocell a stronger preadjusted tension will be applied.

Fourfold signal lamp: white /Strap end pre-warning

When the coil diameter falls below a pre-adjusted value, the white indicator lamp will be activated. This enables a coil to be prepared in advance to minimise production down time.



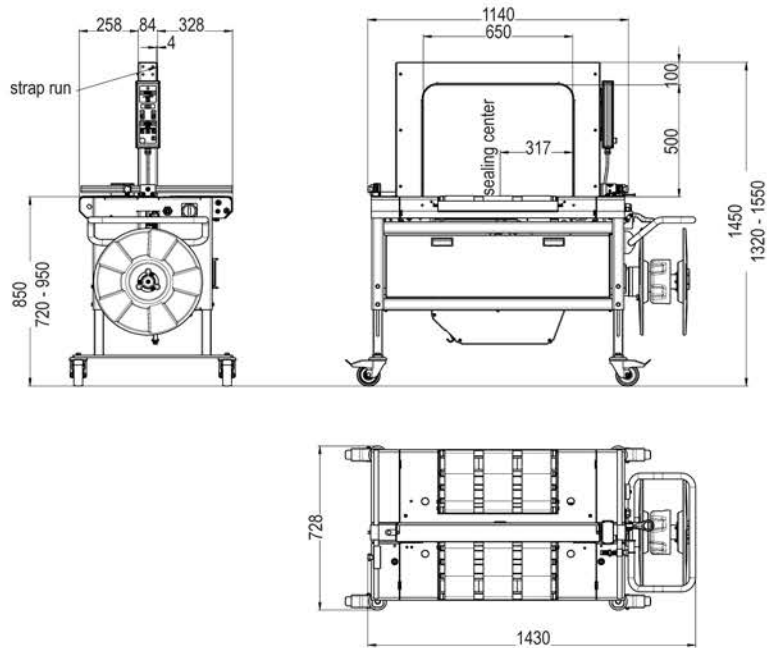
Automatic program selection

- Single strapping in the centre
- Multiple strapping

Fully Automatic Strapping Machines

Layouts SBM 4332 - Strapping Programs

SBM 4332 (650 x 500 mm)



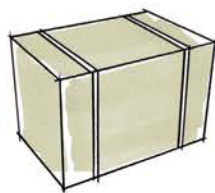
Strapping programs - Standard strapping modes



Pass through without strapping




Single strap



Two straps



Three straps



Multiple strapping of long packages with regular strap distances

SIGNODE POLSKA

ul. Gen. L. Okulickiego 7/9, 05-500 Piaseczno, Polska
T: +48 22 233 10 41 T: +48 22 233 10 39
F: +48 22 233 10 40 E: signode@signode.pl
www.signode.pl www.signode-europe.com

SIGNODE®

